















# TORQUE CONVERTERS

Part #	Transmission	Description	Approximate Stall	Street Smart
<b>FORD</b>				
PA26211	C4	10" C4 26 SPLINE 10.5 BOLT CIRCLE	3500	
PA26212	C4	11" C4 26 SPLINE 10.5 BOLT CIRCLE	2500	
PA26215	C4	10" C4 26 SPLINE 11.5 BOLT CIRCLE	3500	
PA26215LP	C4	10" C4 26 SPLINE 11.5 BOLT CIRCLE- LARGE PILOT	3500	
PA26216	C4	11" C4 26 SPLINE 11.5 BOLT CIRCLE	2500	
PA26216LP	C4	11" C4 26 SPLINE 11.5 BOLT CIRCLE-LARGE PILOT	2500	
PA27200	5R55	9 3/4" 5R55 SINGLE DISC-CUSTOM ORDER	25-4000	
PA27201	5R55	9 3/4" 5R55 MULTI DISC- CUSTOM ORDER	25-4000	
PA36203	C6	10" C6 11.5 BOLT CIRCLE	3500	
PA36203LP	C6	10" C6 11.5 BOLT CIRCLE-LARGE PILOT	3500	
PA36204	C6	11" C6 11.5 BOLT CIRCLE	2500	
PA36204LP	C6	11" C6 11.5 BOLT CIRCLE-LARGE PILOT	2500	
PA53250	AOD	12" AOD LOCK UP	2400	
PA53251	AOD	12" AOD NON LOCK UP-STOCK SHAFT	2400	
PA45251	4R70W	12" 4R70W/AODE LOCK UP	2400	
PA68200	6R80	9 3/5" 6R80 MULTI DISC - CUSTOM ORDER	25-4000	
<b>GM</b>				
PA20201	2004R	12" 2004R LOCK UP	2200	
PA35201	350	12" TURBO 350	1800	
PA35202	350	11" TURBO 350	2500	
PA40201	400	12" TURBO 400	1800	
PA40202	400	12" TURBO 400	2500	
PA60201	4L60E	12" 4L60E LOCK UP	2200	
PA70201	700R4	12" 700R4 LOCK UP	2200	
PA80201	4L80E	12" 4L80E	2200	
<b>CHRYSLER</b>				
PA12201	904	11" 904 SMALL BLOCK	2500	
PA13201	727	11" 727 SMALL BLOCK	2500	
PA13202	727	11" 727 BIG BLOCK	2500	



Custom and Race Converters Special Ordered by request, call for details.